

INSTOCK! 187 Killer Knee Pads Pro Derby



Through the input of top skaters, the Pro Derby KneePad has been tested and perfected!

Rating: Not Rated Yet

Price

Base price with tax \$160.00

Price with discount \$150.00

Salesprice with discount

Sales price \$150.00

Sales price without tax \$150.00

Save: \$-10.00

Tax amount

 In Stock
Ships in 24 Hours

[Ask a question about this product](#)

Description

Designed Specifically for Performance Roller Derby!

The 187 Pro Derby Knee Pad brings years of roller derby experience from the rink to your knee. Through the input of top skaters, product features have been tested and perfected. Experience the difference!

Featuring:

- Low profile and less bulk with high level protection

187 Killer Pads® Lock-In™ Core System

- Removable foam allows for easy washing
- Interlocking straps link foam to center of pad casing

V-22™ Dual Density Foam

- Specially formulated to provide the perfect combination of cushion and protection for multiple hard impacts

Rapid F L E X™ Hinge

- Allows pad to respond freely to full range of motion; straighten or bend leg with little or no resistance

Fusion Groove™ Channel

- Maintains foam connection to skater's leg and helps eliminate pad slip downs

187 Killer Pads® Lock-In™ Cap System



- Secures and aligns removable cap in correct position

Proven 187 Killer Pads® Design Elements

187 Killer Knee Pads Pro Derby

- Light-weight fast drying interior lining
- Seamless interior finish for ultimate comfort
- Ballistic nylon with industrial-weight stitching ensures durability
- Three-panel construction for reliable performance
- Open back design for excellent fit and quick on & off

Sizing:




KNEE PADS & GASKETS
Measure leg circumference at knee joint.

	XS	S	M	L	XL	2XL-3XL
PRO KNEE & PRO DERBY	10"-12"	12"-14"	14"-16"	15"-17"	17"-20"	21"-24"
FLY KNEE PADS	10"-12"	12"-14"	14"-16"	15"-17"	17"-20"	
KNEE GASKETS		12"-14"	14"-16"	15"-17"	17"-20"	

HOW TO MEASURE

1. Using a tape measure or string, measure where indicated in red.
2. Double check the accuracy of the measurement.
3. Use the measurement to choose the correct size listed on the chart.

Be sure limb is relaxed during measurement. It is always best to try on 187 products before purchasing, but if that's not possible the chart above is a good reference.



Reviews

There are yet no reviews for this product.